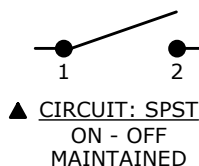


SUGGESTED PANEL CUTOUT

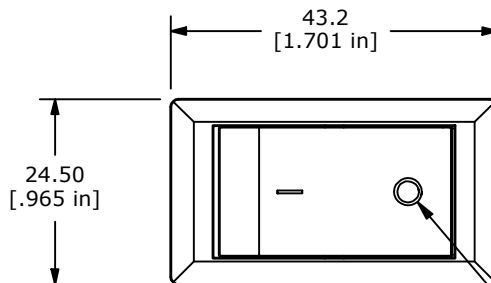
PANEL THICKNESS	(X) +.10mm/-0.00mm
1.5 - 2.0 mm	36.8 mm
2.0 - 3.0 mm	37.2 mm
3.0 - 4.0 mm	37.5 mm

SWITCH FUNCTION	
POS. 2	POS. 1
ON	OFF
2-1	OPEN

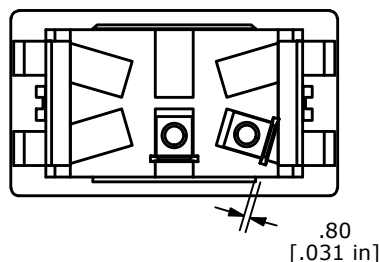
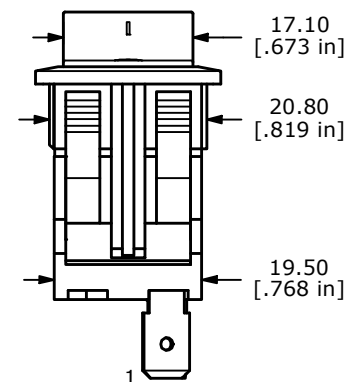
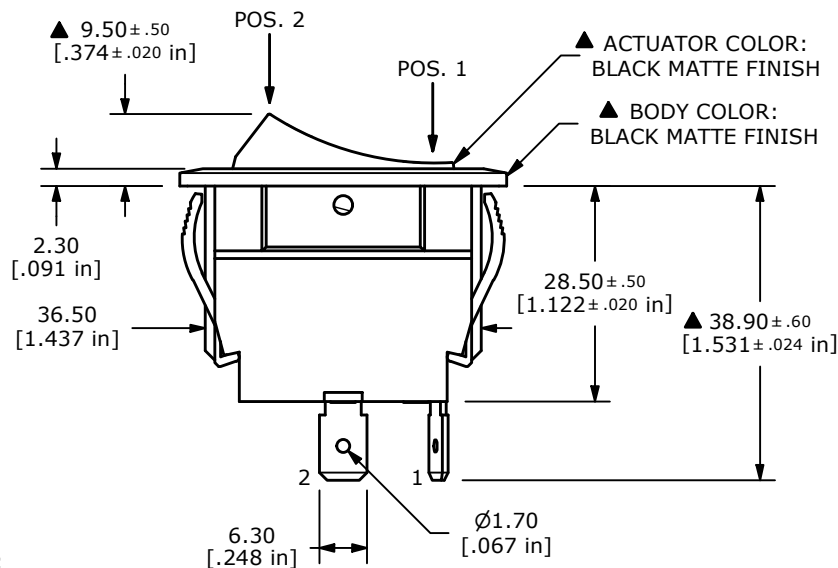


NOTES:

- ALL DIMENSIONS IN MM [INCH]
- GENERAL TOLERANCE: X.X±0.5
X.XX±0.3
- RATINGS: ANSI/UL 508 AND CAN/CSA C22.2 NO.14 (E195908):
20A, 125VAC [cURus]
15A, 277VAC [cURus]
2HP, 110/250VAC [cURus]
- CONTACT RESISTANCE: 50 mΩ MAX. @ 50VAC
- INSULATION RESISTANCE: 2 MΩ MIN. @ 500VDC
- OPERATING TEMPERATURE: 0°C TO +55°C [cURus, CSA]
0°C TO +55°C [VDE]
- ELECTRICAL LIFE: 6,000 CYCLES [cURus]
- DIELECTRIC STRENGTH: 1,500V FOR 1 MINUTE
- INGRESS PROTECTION: IP54
- ▲ DENOTES CRITICAL PARAMETER



▲ GRAPHIC COLOR:
WHITE



C	24654	UPDATED DIMENSIONS, CUTOUT, NOTES	3/15/21	JM
B	22499	UPDATED NOTES	5/11/17	MJR
A	19528	INITIAL RELEASE	10/12/14	CAB
REV	PCR NO	DESCRIPTION	DATE	BY



TITLE RVW41D1121				
SCALE	DATE	DR	DWG	REV
1:1	10/12/2014	CAB	34-RVW41D1121	C

THE INFORMATION CONTAINED IN THIS DOCUMENT IS PROPRIETARY TO E-SWITCH AND IS NOT TO BE COPIED OR TRANSFERRED